

FOCUS . . CLICK . . DEVELOP . .

Photography Newsletter



Oct / Nov 2007
Volume 3 No. 1
Editor: Teresa Pearson
photoks4h@hotmail.com

Editor's Comments

The fall season has started and there are so many photo opportunities. The changing color of the leaves, the frost on the ground, even the fall plants blooming. Early morning shots usually turn out really great because of the sun's position in the sky.

I hope you will think outside the box and try something different with your fall photos. Remember to take several pictures from different angles; get on the ground and look up; get eye level with your subject; maybe even get above the subject and look down.

Maybe you could try entering a photography contest. Sometimes you as a person are your worst critic and your picture may be better than you think. Never be afraid to try something new. If you don't want to enter a contest, maybe you could at least go visit a traveling photo show or a contest in your area and see what others are doing with their pictures.

Whatever you decide, keep your camera close!!


Teresa



Suggestions

- ❖ Fall (leaves, pumpkins, apples, harvest)
- ❖ Halloween
- ❖ Columbus Day
- ❖ Election Day
- ❖ Veteran's Day
- ❖ Thanksgiving
- ❖ 1st signs of winter (frost, geese flying)
- ❖ Anything orange
- ❖ Preparations for Thanksgiving meal (stuffing a turkey)
- ❖ People doing activities such as cooking, raking leaves, decorating, carving a pumpkin, etc.

Any one of these suggestions could make a story board or a video. If you don't have a video recorder, use your photos to make a Power Point presentation.



FOCUS . . CLICK . . DEVELOP . .

Photography Newsletter



Oct / Nov 2007
Volume 3 No. 1
Editor: Teresa Pearson
photoks4h@hotmail.com

Shooting Tips

With the holiday season fast approaching, I want you to be prepared. Here are a few tips:

- 1) Have plenty of fresh film (check the date on the box!) or plenty of memory.
- 2) Have plenty of fresh batteries (check the date!) or make sure your rechargeable batteries are fully charged.
- 3) Try using natural light instead of a flash.
- 4) Keep your camera close.
- 5) Watch for expressions in the eyes of people and pets and the smile. Try to get in close to show the emotion. If you can, avoid using the flash.
- 6) Use a tripod for group or holiday light shots.
- 7) Remember to share your photos whether you make copies or put them on a photo sharing website.

Resources

Do not forget to check out your local library and county extension office for more information on how to take better photographs.

www.4-HPhotography.org has new photography books available for purchase. There are three different books and they cover several different topics from beginning to more advanced photography tips.

Every day it seems there is another book or magazine out that teaches photography. Check out your local library or book store.

There are also several blogs on the internet which have helpful information. Many of the photography magazines also have websites and helpful information there as well.

Events/Contests


www.porters.com has a monthly calendar contest. Check to see what the next theme is.

Town Square magazine is looking for photos and stories about happenings in small towns. Check out www.townsquaremagazine.com for information on how to submit your photo or story.

www.picture.com has a photo contest. If your photo is chosen, you could win money or gift certificates and even be published. There is also a photo puzzle contest.

www.4-hmall.org is accepting county and state fair winning 4-H photos for the 2010 calendar. Entries are due March 1, 2008.

Sagebrush Video Productions is hosting a photography contest. For complete details contact Rachel Harmon at 800-457-3453 or 785-656-0987 or rachel@sagebrushvideo.com Entries are due November 10, 2007.



FOCUS . . CLICK . . DEVELOP . .

Photography Newsletter



Oct / Nov 2007
Volume 3 No. 1
Editor: Teresa Pearson
photoks4h@hotmail.com




Test Your Knowledge

1. What do you call a photo that is not made using a camera?
 - A. Portrait
 - B. Reflection
 - C. Photogram
2. What must film be exposed to so that an image can appear on the film?
 - A. Humidity
 - B. Light
 - C. Filtering
3. Which accessory alters the color density of a photo?
 - A. Fish eye lens
 - B. Filter
 - C. Lens cap
4. Dirt on the view finder causes a fuzzy picture.
 - A. True
 - B. False
5. To eliminate shadows on a sunny day, you can use a flash.
 - A. True
 - B. False
6. When taking animal pictures, it is best to be above the animal.
 - A. True
 - B. False
7. Bounce flash gives soft light.
 - A. True
 - B. False
8. What dimension is photography?
 - A. 1 dimension
 - B. 2 dimension
 - C. 3 dimension
9. Double exposure is caused by superimposing images on the same frame.
 - A. True
 - B. False
10. What is it called if only the best part of the picture is printed?
 - A. Dodging
 - B. Cropping
 - C. Printing
11. Photography is a form of art.
 - A. True
 - B. False
12. What is the area between the background and the foreground?
 - A. Middle ground
 - B. Center ground
 - C. Halfway ground
13. What is the part of the picture that is the main subject?
 - A. Ideal
 - B. Positive space
 - C. Subject
14. What technique is used to brighten deep shadows?
 - A. Fill flash
 - B. Filter
 - C. Sunlight

FOCUS . . CLICK . . DEVELOP . .

Photography Newsletter



Oct / Nov 2007
Volume 3 No. 1
Editor: Teresa Pearson
photoks4h@hotmail.com

Just For Fun

- | | |
|----------------|------------------|
| A. Background | B. Changing bag |
| C. Focal point | D. Mat |
| E. Montage | F. Silhouette |
| G. Template | H. Teleconverter |

Which of the above choices match the following definition?

_____ 1. Border of cardboard or similar material placed around a picture as a neutral area between the frame and the picture.

_____ 2. A light-tight bag used for handling light sensitive photographic materials. A portable darkroom.

_____ 3. Lens adapter added to increase the focal length range without needing a new lens.

_____ 4. The part of the scene that appears behind the focal point of the picture.

_____ 5. A pattern to be used as a guide when working with artwork.

_____ 6. The main point of interest.

_____ 7. A dark image outlined against a lighter background.

_____ 8. A photographic image made from the combination of several other photographic images.

Answers to Aug/Sep Test Your Knowledge.

1.D, 2.C, 3.C, 4.C, 5.D, 6.B, 7.C., 8.B., 9.A

Contest Winner



This photo of a dandelion was taken by Chase Tabor and received the Grand Champion ribbon at the Cherokee County Fair. Congratulations Chase!

P . S .

If one of your photographs or an article you have written is published in a newspaper or magazine or wins a top award in a contest, let me know and I'll publish it in the next newsletter.

If you have an idea for a photograph or a technique that has worked for you, let me know so we can share it with others.

Don't forget that if you have any questions or suggestions, you can e-mail me at photoks4h@hotmail.com for instructions on how to get published in my newsletter, submit a suggestion, or for answers to your questions.